


Magnetics™ Pickups

EMG pickups refurbishment

Alberto Bronner, customer, friend, and possessor of a beautiful 1988 Warwick Tumb, found the bridge pickup scratching with impoverishment overall sound with an increase of background noise, resulting by physiological consumption of the active components of Internal preamp. After 20 years of using defect may be unfortunately norm. A solution was required... Replace the pickups with a new EMG J5 set, or any other exact replacement. Alberto asked if it was possible to do something to get the new pickups inside EMG covers in order to maintain the original look intact ... Obviously yes!

Starting... I think the pictures are better than all the explanatory respect to every words that I could write

Original




Epoxy resin milling and original covers cleaning




Cutting coils and assembly ...




Winding and pickups assembly



Epoxing...



End of job Original labels applied.



Work was not easy, it takes a lot of experience and adequate equipment. The result was obviously appreciated by the customer, besides not find substantial differences in the original sound , he immediately noticed greater energy and quietness. What can I say ... A difficult work, but very funny.

Piero Terracina

www.magneticspickups.com www.theguitardoctor.it <http://forum.theguitardoctor.it>

N.B.

All trademarks mentioned belong to their respective manufacturers. Text may be not reproduced, even in part, without the author permission.